




## Open

#	Jméno	Nar/St.č/TH	Tým, národ	DŘ1	DŘ2	DŘ3	DŘ	#	BP1	BP2	BP3	BP	#	MT1	MT2	MT3	MT	#	Total
<b>Open -59kg</b>																			
1.	Sergei Fedosienko	1982 / 3 / 58.55	RUS	210.0	222.5	227.5	222.5	1.	155.0	162.5	167.5	167.5	1.	245.0	262.5	262.5	245.0	2.	635.0
2.	Franklin Leon	1983 / 2 / 59	ECU	210.0	220.0	227.5	220.0	2.	130.0	137.5	142.5	142.5	3.	225.0	235.0	240.0	240.0	4.	602.5
3.	Ayumi Hisatsune	1997 / 5 / 58.85	JPN	195.0	195.0	205.0	205.0	6.	130.0	137.5	140.0	137.5	4.	230.0	240.0	245.0	245.0	3.	587.5
4.	Kole Metts	1999 / 4 / 59	USA	205.0	215.0	215.0	215.0	4.	115.0	120.0	122.5	120.0	6.	235.0	250.0	255.0	250.0	1.	585.0
5.	Dariusz Wszola	1978 / 6 / 58.5	POL	192.5	202.5	210.0	210.0	5.	142.5	147.5	150.0	150.0	2.	190.0	200.0	205.0	200.0	6.	560.0
6.	Mohamed Lakehal	1982 / 1 / 59	ALG	220.0	220.0	230.0	220.0	3.	95.0	95.0	102.5	102.5	7.	215.0	225.0	242.5	225.0	5.	547.5
7.	Benjamin Yu	1989 / 7 / 58.65	CAN	162.5	172.5	175.0	172.5	7.	127.5	130.0	132.5	132.5	5.	190.0	197.5	202.5	197.5	7.	502.5
<b>Open -66kg</b>																			
1.	Charles Okpoko	1995 / 9 / 65.75	USA	242.5	255.5	263.0	263.0	1.	162.5	170.0	175.0	170.0	2.	250.0	262.5	272.5	272.5	1.	705.5
2.	Tsung-ting Hsieh	1982 / 7 / 65.7	Taipei TPE	225.0	235.0	237.5	237.5	5.	160.0	170.0	175.0	175.0	1.	250.0	262.5	270.0	270.0	2.	682.5
3.	Sergey Gladkikh	1989 / 8 / 65.8	RUS	235.0	245.0	250.0	250.0	2.	150.0	157.5	162.5	162.5	3.	255.0	265.0	272.5	265.0	3.	677.5
4.	Kavwa Sichone	1989 / 2 / 65.8	Zealand NZL	215.0	225.0	232.5	225.0	6.	155.0	162.5	167.5	162.5	4.	237.5	255.0	265.0	255.0	4.	642.5
5.	Panagiotis Tarinidis	1994 / 1 / 65.85	FRA	225.0	235.0	235.0	225.0	7.	160.0	167.5	167.5	160.0	5.	255.0	265.0	267.5	255.0	5.	640.0
6.	Mark Tobias	1995 / 6 / 65.8	CAN	230.0	240.0	247.5	247.5	3.	127.5	132.5	137.5	137.5	6.	250.0	250.0	267.5	250.0	7.	635.0
7.	Hiroki Ikegami	1991 / 3 / 65.3	JPN	190.0	200.0	210.0	200.0	8.	127.5	135.0	0.0	135.0	7.	252.5	252.5	262.5	252.5	6.	587.5
8.	Adrian Zuniga	1987 / 4 / 65.25	MEX	172.5	182.5	182.5	182.5	9.	92.5	97.5	102.5	97.5	8.	190.0	200.0	207.5	200.0	9.	480.0
-	Eddie Berglund	1995 / 5 / 65.7	SWE	225.0	235.0	242.5	242.5	4.	205.0	205.0	205.0	0	-	220.0	235.0	235.0	220.0	8.	-
<b>Open -74kg</b>																			
1.	Taylor Atwood	1988 / 12 / 73.75	USA	262.5	276.5	283.0	283.0	1.	182.5	190.0	195.0	195.0	1.	287.5	302.5	312.5	312.5	2.	790.5
2.	Egil Bakkelund Kjell	1988 / 17 / 73.65	NOR	237.5	245.0	245.0	237.5	11.	170.0	177.5	182.5	182.5	3.	300.0	310.0	312.5	312.5	1.	732.5
3.	Konstantin Dunin	1996 / 15 / 73.55	RUS	240.0	250.0	252.5	250.0	7.	160.0	167.5	172.5	172.5	6.	287.5	297.5	307.5	297.5	3.	720.0
4.	Clinton Lee	1993 / 2 / 73.05	SGP	242.5	255.0	262.5	255.0	3.	157.5	165.0	167.5	167.5	8.	270.0	287.5	300.0	287.5	5.	710.0
5.	Yakov Ionin	1986 / 8 / 72.65	KAZ	250.0	255.0	255.0	250.0	5.	170.0	175.0	175.0	170.0	7.	270.0	277.5	300.0	277.5	9.	697.5
6.	Chris Kennedy	1992 / 19 / 73.35	Zealand NZL	230.0	250.0	257.5	250.0	6.	157.5	165.0	170.0	165.0	9.	265.0	277.5	285.0	277.5	10.	692.5
7.	Sergey Negara	1978 / 1 / 73.55	RUS	230.0	237.5	242.5	242.5	10.	155.0	162.5	162.5	162.5	10.	275.0	285.0	295.0	285.0	7.	690.0
8.	Alexander Eriksson	1994 / 11 / 74	SWE	225.0	225.0	235.0	235.0	13.	167.5	172.5	175.0	175.0	4.	260.0	272.5	290.0	272.5	13.	682.5
9.	Chris Wong	1985 / 18 / 71.08	Britain GBR	230.0	240.0	245.0	245.0	8.	135.0	145.0	147.5	145.0	13.	265.0	285.0	290.0	285.0	6.	675.0
10.	Matti Christensen	1995 / 4 / 73.6	DEN	242.5	252.5	257.5	257.5	2.	187.5	190.0	192.5	190.0	2.	217.5	227.5	235.0	227.5	18.	675.0
11.	Ben Langley	1993 / 20 / 73.8	CAN	235.0	245.0	250.0	245.0	9.	145.0	150.0	152.5	152.5	11.	252.5	265.0	272.5	272.5	12.	670.0
12.	Leonardo Sucitra	1995 / 3 / 73.7	AUS	237.5	247.5	252.5	252.5	4.	145.0	152.5	152.5	145.0	14.	270.0	287.5	287.5	270.0	14.	667.5
13.	Perez Cordoba Jorge	1991 / 10 / 74	ESP	210.0	222.5	230.0	222.5	14.	127.5	135.0	140.0	140.0	15.	260.0	280.0	290.0	280.0	8.	642.5
14.	Alex Ochoa	1990 / 13 / 73.95	ECU	220.0	225.0	235.0	235.0	12.	140.0	147.5	152.5	152.5	12.	230.0	250.0	260.0	250.0	16.	637.5
15.	Martin Reidy	1992 / 14 / 72.95	IRL	192.5	200.0	205.0	205.0	16.	122.5	127.5	130.0	130.0	17.	262.5	270.0	275.0	275.0	11.	610.0
16.	Shiva Karout	1989 / 16 / 72.25	LBN	200.0	210.0	0.0	210.0	15.	135.0	140.0	140.0	135.0	16.	230.0	250.0	255.0	255.0	15.	600.0

#	Jméno	Nar/St.č/TH	Tým, národ	DŘ1	DŘ2	DŘ3	DŘ	#	BP1	BP2	BP3	BP	#	MT1	MT2	MT3	MT	#	Total
17.	Yi-heng Wu	1989 / 5 / 72.95	Taipei TPE	185.0	<del>190.0</del>	190.0	190.0	<b>18.</b>	105.0	110.0	115.0	115.0	<b>19.</b>	275.0	290.0	<del>297.5</del>	290.0	<b>4.</b>	595.0
18.	Ching-hong Feng	1978 / 6 / 73	Taipei TPE	170.0	<del>177.5</del>	177.5	177.5	<b>19.</b>	<del>172.5</del>	<del>172.5</del>	172.5	172.5	<b>5.</b>	230.0	<del>240.0</del>	<del>240.0</del>	230.0	<b>17.</b>	580.0
19.	Damare Vikas	1991 / 9 / 73.1	IND	180.0	195.0	<del>202.5</del>	195.0	<b>17.</b>	122.5	130.0	<del>135.0</del>	130.0	<b>18.</b>	210.0	<del>225.0</del>	<del>225.0</del>	210.0	<b>19.</b>	535.0
<b>Open -83kg</b>																			
1.	Russel Orhii	1994 / 20 / 82.25	USA	290.0	<del>R305.5</del>	<del>R313.0</del>	313.0	<b>1.</b>	182.5	190.0	195.0	195.0	<b>3.</b>	302.5	315.0	325.0	325.0	<b>3.</b>	<del>R833.0</del>
2.	Brett Gibbs	1991 / 9 / 82.45	Zealand NZL	275.0	285.0	295.0	295.0	<b>4.</b>	200.0	<del>210.0</del>	210.0	210.0	<b>2.</b>	302.5	315.0	<del>322.5</del>	315.0	<b>6.</b>	820.0
3.	Fatah Toubal	1983 / 13 / 81.6	ALG	285.0	<del>295.0</del>	295.0	295.0	<b>2.</b>	177.5	182.5	185.0	185.0	<b>5.</b>	280.0	300.0	317.5	317.5	<b>5.</b>	797.5
4.	Ulan Anuar	1993 / 1 / 82.15	KAZ	270.0	277.5	<del>282.5</del>	277.5	<b>6.</b>	180.0	187.5	<del>192.5</del>	187.5	<b>4.</b>	310.0	<del>320.0</del>	<del>335.0</del>	310.0	<b>7.</b>	775.0
5.	Erik Karlsson	1987 / 11 / 82.2	SWE	275.0	<del>R290.0</del>	<del>R295.0</del>	295.0	<b>3.</b>	140.0	147.5	152.5	152.5	<b>19.</b>	300.0	317.5	<del>R326.5</del>	326.5	<b>1.</b>	774.0
6.	Owen Hubbard	1992 / 21 / 82.45	Britain GBR	255.0	267.5	275.0	275.0	<b>9.</b>	205.0	<del>215.5</del>	<del>R215.5</del>	215.5	<b>1.</b>	267.5	<del>285.0</del>	<del>295.0</del>	267.5	<b>18.</b>	758.0
7.	Kafui Hotsonyame	1993 / 22 / 82.05	CAN	232.5	245.0	255.0	255.0	<b>15.</b>	150.0	160.0	165.0	165.0	<b>11.</b>	295.0	312.5	<del>R326.0</del>	326.0	<b>2.</b>	746.0
8.	Damian Nam	1994 / 8 / 82.55	IRL	260.0	275.0	280.0	280.0	<b>5.</b>	150.0	157.5	160.0	160.0	<b>14.</b>	290.0	305.0	<del>310.0</del>	305.0	<b>9.</b>	745.0
9.	Isaac Baik	1993 / 4 / 82.6	CAN	260.0	275.0	<del>282.5</del>	275.0	<b>10.</b>	165.0	172.5	177.5	177.5	<b>6.</b>	280.0	292.5	<del>302.5</del>	292.5	<b>13.</b>	745.0
10.	Jure Rus	1991 / 24 / 82.25	SLO	257.5	270.0	277.5	277.5	<b>7.</b>	155.0	162.5	<del>167.5</del>	162.5	<b>12.</b>	290.0	302.5	<del>307.5</del>	302.5	<b>10.</b>	742.5
11.	Jonathan Soderling	1988 / 23 / 82.65	SWE	260.0	272.5	277.5	277.5	<b>8.</b>	140.0	145.0	147.5	147.5	<b>21.</b>	300.0	307.5	<del>317.5</del>	307.5	<b>8.</b>	732.5
12.	Jacek Spychala	1978 / 14 / 82.7	POL	240.0	255.0	<del>R262.5</del>	262.5	<b>13.</b>	160.0	170.0	175.0	175.0	<b>8.</b>	280.0	295.0	<del>305.0</del>	295.0	<b>12.</b>	732.5
13.	Jurins Kengamu	1988 / 2 / 79.75	Britain GBR	255.0	265.0	272.5	272.5	<b>11.</b>	<del>145.0</del>	145.0	155.0	155.0	<b>17.</b>	285.0	300.0	<del>307.5</del>	300.0	<b>11.</b>	727.5
14.	Adam Jones	1987 / 18 / 82.85	SGP	245.0	260.0	262.5	262.5	<b>14.</b>	132.5	140.0	<del>145.0</del>	140.0	<b>22.</b>	287.5	305.0	320.0	320.0	<b>4.</b>	722.5
15.	Stefan Pagelsen	1992 / 12 / 82.75	GER	222.5	230.0	235.0	235.0	<b>20.</b>	160.0	165.0	167.5	167.5	<b>10.</b>	277.5	285.0	<del>297.5</del>	285.0	<b>14.</b>	687.5
16.	Darragh Mulcahy	1993 / 7 / 82.11	IRL	232.5	242.5	245.0	245.0	<b>16.</b>	152.5	157.5	<del>160.0</del>	157.5	<b>16.</b>	255.0	267.5	<del>282.5</del>	267.5	<b>17.</b>	670.0
17.	Teemu Halfors	1995 / 10 / 82.9	FIN	215.0	230.0	<del>247.5</del>	230.0	<b>21.</b>	177.5	<del>185.0</del>	<del>192.5</del>	177.5	<b>7.</b>	245.0	<del>260.0</del>	<del>260.0</del>	245.0	<b>19.</b>	652.5
18.	Jose Barrera Godomar	1991 / 6 / 82.05	PER	202.5	210.0	215.0	215.0	<b>22.</b>	147.5	<del>157.5</del>	157.5	157.5	<b>15.</b>	272.5	<del>282.5</del>	<del>282.5</del>	272.5	<b>15.</b>	645.0
19.	Katsushi Isezaki	1987 / 16 / 81.5	JPN	215.0	225.0	235.0	235.0	<b>19.</b>	160.0	165.0	170.0	170.0	<b>9.</b>	220.0	235.0	<del>247.5</del>	235.0	<b>21.</b>	640.0
20.	Giuseppe Manca	1990 / 5 / 81.1	ITA	250.0	267.5	<del>280.0</del>	267.5	<b>12.</b>	147.5	152.5	<del>157.5</del>	152.5	<b>18.</b>	100.0	<del>160.0</del>	210.0	210.0	<b>22.</b>	630.0
21.	Duvjid Boldbaatar	1994 / 15 / 82.45	MGL	230.0	240.0	<del>250.0</del>	240.0	<b>18.</b>	140.0	145.0	150.0	150.0	<b>20.</b>	<del>230.0</del>	230.0	237.5	237.5	<b>20.</b>	627.5
-	Ossi Sahlberg	1992 / 3 / 82.2	FIN	235.0	245.0	<del>250.0</del>	245.0	<b>17.</b>	<del>170.0</del>	<del>170.0</del>	<del>170.0</del>	0	-	270.0	<del>300.0</del>	<del>0.0</del>	270.0	<b>16.</b>	-
-	Zurab Dzamukashvili	1979 / 17 / 82.3	GEO	190.0	<del>205.0</del>	205.0	205.0	<b>23.</b>	160.0	<del>170.0</del>	<del>170.0</del>	160.0	<b>13.</b>	<del>300.0</del>	<del>0.0</del>	<del>0.0</del>	0	-	-
<b>Open -93kg</b>																			
1.	Anatolii Novopismennyi	1996 / 22 / 92.45	UKR	310.0	320.0	<del>330.5</del>	320.0	<b>1.</b>	185.0	192.5	197.5	197.5	<b>8.</b>	315.0	325.0	335.0	335.0	<b>4.</b>	<del>R852.5</del>
2.	Gustav Hedlund	1995 / 17 / 92.25	SWE	282.5	292.5	300.0	300.0	<b>3.</b>	192.5	200.0	205.0	205.0	<b>3.</b>	312.5	327.5	337.5	337.5	<b>2.</b>	842.5
3.	David Woolson	1991 / 32 / 92.7	USA	277.5	290.0	<del>292.5</del>	290.0	<b>7.</b>	180.0	185.0	187.5	187.5	<b>15.</b>	340.0	352.5	<del>367.5</del>	352.5	<b>1.</b>	830.0
4.	Ls McClain	1978 / 16 / 92.6	USA	275.0	<del>287.5</del>	<del>287.5</del>	275.0	<b>13.</b>	205.0	215.0	<del>R220.0</del>	220.0	<b>2.</b>	302.5	322.5	<del>335.0</del>	322.5	<b>6.</b>	817.5
5.	Barry Pigott	1991 / 10 / 92.7	IRL	280.0	285.0	<del>287.5</del>	285.0	<b>9.</b>	215.0	220.0	222.5	222.5	<b>1.</b>	285.0	292.5	295.0	295.0	<b>19.</b>	802.5
6.	Vladislav Gerginov	1995 / 19 / 92.35	BUL	295.0	<del>310.0</del>	<del>315.0</del>	295.0	<b>4.</b>	200.0	<del>205.0</del>	<del>205.0</del>	200.0	<b>6.</b>	295.0	<del>305.0</del>	<del>305.0</del>	295.0	<b>18.</b>	790.0
7.	Vladimir Usynin	1994 / 8 / 91.25	RUS	280.0	<del>292.5</del>	<del>292.5</del>	280.0	<b>10.</b>	187.5	197.5	200.0	200.0	<b>4.</b>	290.0	305.0	<del>310.0</del>	305.0	<b>10.</b>	785.0

#	Jméno	Nar/St.č/TH	Tým, národ	DŘ1	DŘ2	DŘ3	DŘ	#	BP1	BP2	BP3	BP	#	MT1	MT2	MT3	MT	#	Total
8.	Alexandre Ouellet-hebert	1991 / 18 / 92.7	CAN	255.0	267.5	<del>275.0</del>	267.5	<b>16.</b>	175.0	185.0	192.5	192.5	<b>12.</b>	305.0	320.0	<del>335.0</del>	320.0	<b>7.</b>	780.0
9.	Amar Kanane	1987 / 34 / 93	ALG	<del>310.0</del>	310.0	<del>325.0</del>	310.0	<b>2.</b>	170.0	<del>175.0</del>	<del>175.0</del>	170.0	<b>22.</b>	300.0	<del>320.0</del>	<del>330.0</del>	300.0	<b>17.</b>	780.0
10.	Andre Midtby	1991 / 29 / 91.5	NOR	262.5	270.0	<del>275.0</del>	270.0	<b>14.</b>	192.5	<del>200.0</del>	200.0	200.0	<b>5.</b>	285.0	292.5	302.5	302.5	<b>13.</b>	772.5
11.	Hendrick Famutimi	1984 / 4 / 91.65	Britain GBR	250.0	262.5	270.0	270.0	<b>15.</b>	165.0	<del>172.5</del>	<del>172.5</del>	165.0	<b>25.</b>	310.0	325.0	335.0	335.0	<b>3.</b>	770.0
12.	Bob Van Den Boogaard	1995 / 1 / 92.7	NED	280.0	292.5	<del>297.5</del>	292.5	<b>6.</b>	162.5	<del>167.5</del>	167.5	167.5	<b>23.</b>	300.0	310.0	<del>315.0</del>	310.0	<b>9.</b>	770.0
13.	Martin Haraldsen Knut	1994 / 7 / 92.1	NOR	265.0	280.0	287.5	287.5	<b>8.</b>	190.0	<del>195.0</del>	<del>195.0</del>	190.0	<b>14.</b>	285.0	<del>305.0</del>	<del>305.0</del>	285.0	<b>21.</b>	762.5
14.	Jamie King	1993 / 2 / 92.5	Zealand NZL	285.0	295.0	<del>300.0</del>	295.0	<b>5.</b>	155.0	160.0	162.5	162.5	<b>29.</b>	305.0	<del>320.0</del>	<del>320.0</del>	305.0	<b>11.</b>	762.5
15.	Ashley Liston	1989 / 12 / 92.4	Britain GBR	240.0	255.0	262.5	262.5	<b>20.</b>	<del>187.5</del>	187.5	195.0	195.0	<b>9.</b>	290.0	302.5	<del>317.5</del>	302.5	<b>14.</b>	760.0
16.	Joakim Jorgensen	1994 / 23 / 92.75	DEN	250.0	257.5	<del>265.0</del>	257.5	<b>23.</b>	165.0	170.0	0.0	170.0	<b>21.</b>	305.0	320.0	330.0	330.0	<b>5.</b>	757.5
17.	Tanno De Pender	1992 / 14 / 92.3	NED	240.0	250.0	<del>262.5</del>	250.0	<b>25.</b>	182.5	190.0	192.5	192.5	<b>11.</b>	285.0	300.0	312.5	312.5	<b>8.</b>	755.0
18.	Yusuke Takeda	1985 / 26 / 91.85	JPN	230.0	247.5	265.0	265.0	<b>17.</b>	190.0	197.5	<del>202.5</del>	197.5	<b>7.</b>	240.0	260.0	272.5	272.5	<b>25.</b>	735.0
19.	Sean Ryan	1987 / 31 / 91.9	IRL	250.0	262.5	<del>270.0</del>	262.5	<b>19.</b>	162.5	170.0	172.5	172.5	<b>18.</b>	270.0	290.0	300.0	300.0	<b>15.</b>	735.0
20.	Yerlan Smagulov	1994 / 11 / 92.9	KAZ	280.0	<del>290.0</del>	<del>290.0</del>	280.0	<b>12.</b>	180.0	190.0	195.0	195.0	<b>10.</b>	260.0	<del>290.0</del>	0.0	260.0	<b>29.</b>	735.0
21.	Peter Horvath	1991 / 21 / 92.5	HUN	252.5	265.0	<del>270.0</del>	265.0	<b>18.</b>	170.0	177.5	<del>185.0</del>	177.5	<b>17.</b>	272.5	<del>287.5</del>	287.5	287.5	<b>20.</b>	730.0
22.	Adrian Solana Guerrero	1993 / 24 / 93	ESP	245.0	255.0	260.0	260.0	<b>22.</b>	160.0	165.0	<del>167.5</del>	165.0	<b>28.</b>	305.0	<del>315.0</del>	<del>315.0</del>	305.0	<b>12.</b>	730.0
23.	Wei-chun Wu	1990 / 5 / 92.4	Taipei TPE	265.0	280.0	<del>285.0</del>	280.0	<b>11.</b>	175.0	<del>185.0</del>	185.0	185.0	<b>16.</b>	250.0	<del>262.5</del>	<del>265.0</del>	250.0	<b>30.</b>	715.0
24.	Ghule Gaurav Ganesh	1994 / 27 / 92.55	IND	230.0	237.5	240.0	240.0	<b>27.</b>	167.5	172.5	<del>177.5</del>	172.5	<b>19.</b>	280.0	290.0	300.0	300.0	<b>16.</b>	712.5
25.	Dario Herrsche	1993 / 25 / 92.8	SUI	247.5	260.0	<del>267.5</del>	260.0	<b>21.</b>	167.5	172.5	<del>175.0</del>	172.5	<b>20.</b>	255.0	270.0	<del>280.0</del>	270.0	<b>26.</b>	702.5
26.	Alexander Taschner	1989 / 33 / 92.85	AUT	210.0	220.0	227.5	227.5	<b>30.</b>	157.5	162.5	167.5	167.5	<b>24.</b>	272.5	282.5	<del>292.5</del>	282.5	<b>23.</b>	677.5
27.	Minjbaatar Sainkhuu	1988 / 20 / 92.65	MGL	220.0	<del>230.0</del>	<del>230.0</del>	220.0	<b>31.</b>	165.0	<del>172.5</del>	<del>172.5</del>	165.0	<b>26.</b>	275.0	285.0	<del>300.0</del>	285.0	<b>22.</b>	670.0
28.	Tom Wewege	1992 / 3 / 91.35	Africa RSA	215.0	225.0	230.0	230.0	<b>29.</b>	150.0	157.5	<del>160.0</del>	157.5	<b>30.</b>	270.0	280.0	<del>285.0</del>	280.0	<b>24.</b>	667.5
29.	Gian Smit	1990 / 13 / 91	Africa RSA	230.0	240.0	250.0	250.0	<b>24.</b>	150.0	155.0	<del>160.0</del>	155.0	<b>31.</b>	235.0	260.0	<del>280.0</del>	260.0	<b>28.</b>	665.0
30.	Siim Sammalkivi	1987 / 15 / 92.75	EST	225.0	235.0	0.0	235.0	<b>28.</b>	160.0	165.0	<del>167.5</del>	165.0	<b>27.</b>	265.0	<del>277.5</del>	<del>277.5</del>	265.0	<b>27.</b>	665.0
31.	Hiran Fernando	1975 / 30 / 91.4	Lanka SRI	240.0	<del>250.0</del>	<del>250.0</del>	240.0	<b>26.</b>	132.5	<del>135.0</del>	<del>135.0</del>	132.5	<b>32.</b>	210.0	220.0	227.5	227.5	<b>31.</b>	600.0
-	Khurshed Niyazov	1986 / 28 / 91.9	TJK	170.0	190.0	<del>205.0</del>	190.0	<b>32.</b>	<del>190.0</del>	190.0	<del>205.0</del>	190.0	<b>13.</b>	<del>200.0</del>	0.0	0.0	0	-	-
<b>Open -105kg</b>																			
1.	Eli Burks	1987 / 9 / 102.95	USA	290.0	<del>305.0</del>	305.0	305.0	<b>3.</b>	182.5	190.0	195.0	195.0	<b>8.</b>	340.0	350.0	355.0	355.0	<b>1.</b>	855.0
2.	Tuomas Hautala	1992 / 12 / 103.15	FIN	265.0	<del>277.5</del>	277.5	277.5	<b>12.</b>	195.0	205.0	210.0	210.0	<b>4.</b>	330.0	347.5	352.5	352.5	<b>2.</b>	840.0
3.	Ernst Gross	1987 / 18 / 104.85	RUS	310.0	322.5	327.5	327.5	<b>1.</b>	<del>195.0</del>	197.5	202.5	202.5	<b>7.</b>	310.0	<del>320.0</del>	<del>320.0</del>	310.0	<b>10.</b>	840.0
4.	Zalim Kuvambayev	1986 / 20 / 105	KAZ	<del>295.0</del>	295.0	310.0	310.0	<b>2.</b>	195.0	202.5	210.0	210.0	<b>5.</b>	305.0	315.0	<del>322.5</del>	315.0	<b>8.</b>	835.0
5.	Timur Fedotov	1990 / 2 / 104.95	RUS	<del>280.0</del>	<del>280.0</del>	280.0	280.0	<b>11.</b>	205.0	210.0	215.0	215.0	<b>3.</b>	315.0	327.5	<del>342.5</del>	327.5	<b>4.</b>	822.5
6.	David Kulcsar	1995 / 13 / 99.55	HUN	267.5	282.5	290.0	290.0	<b>6.</b>	200.0	207.5	<del>210.0</del>	207.5	<b>6.</b>	300.0	320.0	<del>337.5</del>	320.0	<b>6.</b>	817.5
7.	Marcin Golen	1983 / 7 / 104.2	POL	280.0	<del>290.0</del>	<del>290.0</del>	280.0	<b>10.</b>	180.0	190.0	<del>195.0</del>	190.0	<b>13.</b>	310.0	330.0	<del>340.0</del>	330.0	<b>3.</b>	800.0
8.	Mohamed Sahad	1987 / 6 / 104.4	ALG	292.5	<del>310.0</del>	<del>310.0</del>	292.5	<b>5.</b>	180.0	<del>190.0</del>	195.0	195.0	<b>9.</b>	310.0	<del>325.0</del>	<del>332.5</del>	310.0	<b>9.</b>	797.5
9.	Roy Detabene	1986 / 14 / 104.85	NRU	280.0	295.0	302.5	302.5	<b>4.</b>	180.0	192.5	195.0	195.0	<b>10.</b>	275.0	290.0	<del>295.0</del>	290.0	<b>14.</b>	787.5

#	Jméno	Nar/St.č/TH	Tým, národ	DŘ1	DŘ2	DŘ3	DŘ	#	BP1	BP2	BP3	BP	#	MT1	MT2	MT3	MT	#	Total
10.	Vinzenz Helmreich	1990 / 8 / 103.5	AUT	265.0	277.5	285.0	285.0	8.	162.5	170.0	175.0	175.0	14.	295.0	320.0	<del>330.0</del>	320.0	7.	780.0
11.	Tim-daniel Konertz	1989 / 15 / 104.75	GER	<del>267.5</del>	270.0	277.5	277.5	13.	162.5	167.5	<del>172.5</del>	167.5	17.	310.0	322.5	<del>332.5</del>	322.5	5.	767.5
12.	Artem Gonchar	1989 / 10 / 103.5	UKR	265.0	<del>270.0</del>	270.0	270.0	16.	185.0	190.0	192.5	192.5	11.	300.0	<del>315.0</del>	<del>315.0</del>	300.0	12.	762.5
13.	Kostiantyn Yezyk	1991 / 22 / 103.95	UKR	230.0	240.0	250.0	250.0	18.	210.0	217.5	<del>220.0</del>	217.5	1.	260.0	275.0	282.5	282.5	15.	750.0
14.	Domen Sesel	1995 / 11 / 104.95	SLO	260.0	272.5	282.5	282.5	9.	150.0	157.5	160.0	160.0	19.	282.5	297.5	302.5	302.5	11.	745.0
15.	<a href="#">Jan Jindřich</a>	1993 / 3 / 104.95	CZE	<del>260.0</del>	260.0	275.0	275.0	15.	167.5	175.0	<del>180.0</del>	175.0	16.	280.0	285.0	292.5	292.5	13.	742.5
16.	Enkbold Khuder	1985 / 1 / 104.35	MGL	290.0	<del>300.0</del>	<del>307.5</del>	290.0	7.	192.5	<del>202.5</del>	<del>202.5</del>	192.5	12.	250.0	0-0	0-0	250.0	18.	732.5
17.	Samah Hussein	1982 / 17 / 104.5	EGY	260.0	<del>275.0</del>	275.0	275.0	14.	140.0	150.0	165.0	165.0	18.	280.0	<del>300.0</del>	<del>305.0</del>	280.0	16.	720.0
18.	Julian Kohler	1995 / 5 / 103.5	SUI	240.0	252.5	257.5	257.5	17.	162.5	170.0	175.0	175.0	15.	250.0	260.0	<del>267.5</del>	260.0	17.	692.5
19.	Afzalsho Kholov	1995 / 16 / 100.05	TJK	220.0	230.0	<del>240.0</del>	230.0	19.	205.0	210.0	215.0	215.0	2.	220.0	0-0	0-0	220.0	19.	665.0
<b>Open -120kg</b>																			
1.	Tony Cliffe	1984 / 13 / 119.25	Britain GBR	300.0	320.0	327.5	327.5	2.	225.0	235.0	242.5	242.5	1.	320.0	340.0	350.0	350.0	1.	 920.0
2.	Erik Willis	1990 / 8 / 118.55	CAN	<del>310.0</del>	310.0	<del>322.5</del>	310.0	7.	210.0	225.0	232.5	232.5	2.	330.0	342.5	<del>377.5</del>	342.5	2.	885.0
3.	Piotr Sadowski	1993 / 12 / 119.6	POL	320.0	<del>335.0</del>	<del>335.0</del>	320.0	4.	210.0	220.0	225.0	225.0	3.	320.0	340.0	<del>360.0</del>	340.0	6.	885.0
4.	Dmytro Pavlenko	1992 / 2 / 117.05	UKR	302.5	320.0	330.0	330.0	1.	190.0	200.0	207.5	207.5	6.	312.5	327.5	335.0	335.0	8.	872.5
5.	Mateusz Grzesik	1989 / 6 / 119.55	POL	300.0	310.0	315.0	315.0	5.	210.0	<del>217.5</del>	<del>217.5</del>	210.0	5.	325.0	337.5	<del>350.0</del>	337.5	7.	862.5
6.	Petter Sommerseth Carl	1985 / 3 / 119.8	NOR	287.5	297.5	305.0	305.0	9.	207.5	215.0	<del>222.5</del>	215.0	4.	320.0	342.5	<del>350.0</del>	342.5	4.	862.5
7.	Paul-johannes Heddrich	1991 / 1 / 119.05	GER	300.0	310.0	<del>315.0</del>	310.0	8.	185.0	190.0	<del>195.0</del>	190.0	10.	<del>340.0</del>	340.0	<del>362.5</del>	340.0	5.	840.0
8.	Emil Gustafsson	1994 / 9 / 119.5	SWE	275.0	290.0	300.0	300.0	10.	195.0	202.5	207.5	207.5	7.	300.0	312.5	325.0	325.0	9.	832.5
9.	Baruch Sekenofsky	1993 / 10 / 119.5	Britain GBR	295.0	312.5	322.5	322.5	3.	190.0	197.5	<del>200.0</del>	197.5	8.	275.0	300.0	<del>320.0</del>	300.0	14.	820.0
10.	Matheus Costa	1991 / 5 / 118.9	BRA	275.0	290.0	<del>295.0</del>	290.0	11.	180.0	<del>187.5</del>	<del>187.5</del>	180.0	12.	322.5	342.5	<del>352.5</del>	342.5	3.	812.5
11.	Michael Leitner	1994 / 7 / 118.45	AUT	265.0	277.5	282.5	282.5	12.	185.0	<del>190.0</del>	<del>190.0</del>	185.0	11.	305.0	322.5	<del>342.5</del>	322.5	10.	790.0
12.	Michael Bruce	1986 / 15 / 110.75	IRL	275.0	300.0	312.5	312.5	6.	145.0	155.0	160.0	160.0	13.	290.0	310.0	312.5	312.5	11.	785.0
13.	Colin Power	1982 / 11 / 114.3	IRL	<del>270.0</del>	270.0	<del>280.0</del>	270.0	14.	182.5	187.5	190.0	190.0	9.	265.0	290.0	305.0	305.0	12.	765.0
14.	Ransilu Jayathilake	1986 / 16 / 118.3	Lanka SRI	255.0	265.0	275.0	275.0	13.	137.5	145.0	147.5	147.5	14.	<del>305.0</del>	<del>305.0</del>	305.0	305.0	13.	727.5
<b>Open 120+kg</b>																			
1.	Jezza Uepa	1980 / 10 / 191.5	NRU	380.0	<del>405.0</del>	407.5	407.5	1.	252.5	262.5	265.0	265.0	2.	<del>280.0</del>	280.0	300.0	300.0	6.	972.5
2.	Siim Rast	1988 / 3 / 185.4	EST	320.0	337.5	342.5	342.5	4.	235.0	247.5	257.5	257.5	3.	322.5	340.0	<del>372.5</del>	340.0	2.	940.0
3.	Ilyas Boughalem	1987 / 5 / 160.25	ALG	320.0	340.0	350.0	350.0	3.	275.0	 282.0	 290.0	290.0	1.	282.5	297.5	<del>302.5</del>	297.5	7.	937.5
4.	Ruben Rico Martin	1984 / 6 / 186.9	ESP	350.0	370.0	<del>380.0</del>	370.0	2.	220.0	<del>230.0</del>	230.0	230.0	5.	320.0	<del>340.0</del>	<del>340.0</del>	320.0	4.	920.0
5.	Steve Ringoot	1989 / 1 / 142.65	BEL	310.0	325.0	<del>332.5</del>	325.0	5.	210.0	217.5	<del>220.0</del>	217.5	6.	310.0	330.0	<del>340.0</del>	330.0	3.	872.5
6.	Jari Saario	1985 / 4 / 143.2	FIN	300.0	317.5	<del>322.5</del>	317.5	7.	195.0	202.5	205.0	205.0	8.	340.0	<del>352.5</del>	<del>372.5</del>	340.0	1.	862.5
7.	John Vercruyce	1994 / 2 / 152.05	BEL	275.0	<del>295.0</del>	<del>295.0</del>	275.0	9.	195.0	202.5	207.5	207.5	7.	<del>275.0</del>	300.0	<del>305.0</del>	300.0	5.	782.5
8.	Robert Gleisner	1991 / 7 / 159.65	FIN	290.0	<del>300.0</del>	<del>300.0</del>	290.0	8.	185.0	190.0	<del>195.0</del>	190.0	9.	280.0	<del>300.0</del>	<del>300.0</del>	280.0	8.	760.0
9.	<a href="#">David Lupač</a>	1991 / 9 / 153.65	CZE	325.0	<del>340.0</del>	<del>340.0</del>	325.0	6.	210.0	222.5	230.0	230.0	4.	125.0	0-0	0-0	125.0	9.	680.0

#	Jméno	Nar/St.č/TH	Tým, národ	DŘ1	DŘ2	DŘ3	DŘ	#	BP1	BP2	BP3	BP	#	MT1	MT2	MT3	MT	#	Total
-	Ray Williams	1986 / 8 / 176.15	USA	440.0	440.0	440.0	0	-	125.0	175.0	175.0	125.0	10.	0.0	0.0	0.0	0	-	-

## Absolutní pořadí (prvních 10 ve věkové kategorii)

### Open

#	Jméno	Nar/St.č/TH	Tým, národ	DŘ1	DŘ2	DŘ3	DŘ	#	BP1	BP2	BP3	BP	#	MT1	MT2	MT3	MT	#	Total	IPF Points
1.	Taylor Atwood	1988 / 12 / 73.75	USA	262.5	276.5	283.0	283.0	1.	182.5	190.0	195.0	195.0	1.	287.5	302.5	312.5	312.5	2.	790.5	881.74
2.	Russel Orhii	1994 / 20 / 82.25	USA	290.0	305.5	313.0	313.0	1.	182.5	190.0	195.0	195.0	3.	302.5	315.0	325.0	325.0	3.	833.0	866.27
3.	Brett Gibbs	1991 / 9 / 82.45	Zealand NZL	275.0	285.0	295.0	295.0	4.	200.0	210.0	210.0	210.0	2.	302.5	315.0	322.5	315.0	6.	820.0	850.05
4.	Charles Okpoko	1995 / 9 / 65.75	USA	242.5	255.5	263.0	263.0	1.	162.5	170.0	175.0	170.0	2.	250.0	262.5	272.5	272.5	1.	705.5	847.38
5.	Fatah Toubal	1983 / 13 / 81.6	ALG	285.0	295.0	295.0	295.0	2.	177.5	182.5	185.0	185.0	5.	280.0	300.0	317.5	317.5	5.	797.5	830.15
6.	Sergei Fedosienko	1982 / 3 / 58.55	RUS	210.0	222.5	227.5	222.5	1.	155.0	162.5	167.5	167.5	1.	245.0	262.5	262.5	245.0	2.	635.0	828.63
7.	Anatolii Novopismennyi	1996 / 22 / 92.45	UKR	310.0	320.0	330.5	320.0	1.	185.0	192.5	197.5	197.5	8.	315.0	325.0	335.0	335.0	4.	852.5	824.05
8.	Tsung-ting Hsieh	1982 / 7 / 65.7	Taipei TPE	225.0	235.0	237.5	237.5	5.	160.0	170.0	175.0	175.0	1.	250.0	262.5	270.0	270.0	2.	682.5	817.46
9.	Gustav Hedlund	1995 / 17 / 92.25	SWE	282.5	292.5	300.0	300.0	3.	192.5	200.0	205.0	205.0	3.	312.5	327.5	337.5	337.5	2.	842.5	814.50
10.	Egil Bakkelund Kjell	1988 / 17 / 73.65	NOR	237.5	245.0	245.0	237.5	11.	170.0	177.5	182.5	182.5	3.	300.0	310.0	312.5	312.5	1.	732.5	811.61

## Pořadí národů

### Open

#	Tým, národ	IPF Points	Body
1.	U.S.America	4 168.45	56 [12, 12, 12, 12, 8]
2.	Russia	3 920.02	42 [12, 8, 8, 8, 6]
3.	Algeria	3 660.11	26 [8, 8, 5, 3, 2]
4.	Canada	3 646.68	25 [9, 5, 4, 4, 3]
5.	Poland	3 640.34	25 [8, 6, 6, 4, 1]
6.	Great Britain	3 752.62	22 [12, 5, 2, 2, 1]
7.	New Zealand	3 106.49	22 [9, 7, 5, 1]
8.	Sweden	3 800.71	22 [9, 6, 3, 3, 1]
9.	Ukraine	2 903.97	21 [12, 7, 1, 1]
10.	Kazakhstan	3 019.29	21 [7, 7, 6, 1]
11.	Finland	2 601.09	18 [9, 5, 3, 1]

#	Tým, národ	IPF Points	Body
12.	Norway	3 002.07	16 [9, 5, 1, 1]
13.	Nauru	1 348.05	14 [12, 2]
14.	Japan	2 803.89	14 [8, 4, 1, 1]
15.	Chinese Taipei	2 772.14	12 [9, 1, 1, 1]
16.	Ireland	3 590.19	12 [6, 3, 1, 1, 1]
17.	Ecuador	1 470.11	10 [9, 1]
18.	Estonia	1 256.86	10 [9, 1]
19.	Belgium	1 227.92	10 [6, 4]
20.	Spain	2 006.31	9 [7, 1, 1]
21.	Singapore	1 525.21	8 [7, 1]
22.	France	759.92	6 [6]
23.	Hungary	1 444.90	6 [5, 1]
24.	Germany	2 075.14	6 [4, 1, 1]
25.	Bulgaria	757.94	5 [5]
26.	Mexico	552.79	3 [3]
27.	Czechia	1 131.94	3 [2, 1]
28.	Austria	1 986.25	3 [1, 1, 1]
29.	Mongolia	1 905.22	3 [1, 1, 1]
30.	Denmark	1 462.90	2 [1, 1]
31.	Netherlands	1 455.71	2 [1, 1]
32.	Slovenia	1 419.16	2 [1, 1]
33.	Switzerland	1 271.66	2 [1, 1]
34.	South Africa	1 262.28	2 [1, 1]
35.	India	1 247.45	2 [1, 1]
36.	Sri Lanka	1 154.80	2 [1, 1]
37.	Australia	731.70	1 [1]
38.	Brazil	673.34	1 [1]
39.	Lebanon	658.73	1 [1]
40.	Peru	652.72	1 [1]
41.	Italy	640.70	1 [1]
42.	Egypt	632.99	1 [1]
43.	Tajikistan	593.81	1 [1]